

# TEST LEADS

## Digital Low Resistance Ohmmeters



- Extensive range of lead types and lengths from the leader in low resistance testing
- Wide variety of Kelvin clips, C-clamps, dual points and individual leads
- Used with a multitude of Megger DLROs from 2A to 600A output
- Contacts, bonding, battery straps, graphite electrodes, motor windings, and many more applications

Megger, the leader in low resistance testing, uses a Kelvin-style test method to accurately take low resistance readings. In order to take accurate readings, the potential measurement is taken inside of the current injection

points. Therefore, either a current lead in tandem with a separate potential lead or a “duplex” lead set is required. A wide variety of lead sets is available and it may be possible to design custom leads to suit special applications.

### INDIVIDUAL TEST LEADS


#### Potential Lead Set

Used in combination with 242041 current leads. Separates the C and P connections

**Termination:** Hand spikes

**Will fit:** DLRO10HD, DLRO10, DLRO10X, 247000, 247001, 247002, 247100, 247101, BT51

Cat. No.	Length
242021-7	7 ft (2 m)
242021-18	18 ft (5.5 m)
242021-30	30 ft (9 m)



Cat. No. 242021-7

#### Current Clip Lead Set

Used in combination with 242021 potential leads. Separates the C and P connections

**Current:** 10 A

**Termination:** Terminal clips

**Will fit:** DLRO10HD, DLRO10, DLRO10X, 247000, 247001, 247002, 247100, 247101, BT51

Cat. No.	Length
242041-7	7 ft (2 m)
242041-18	18 ft (5.5 m)
242041-30	30 ft (9 m)



Cat. No. 242041-18

**Current Clip Lead Set**

This lead set is for current only and employs clamps with a notched anvil to ensure a solid connection. A potential lead set is also required to complete the Kelvin pair.

**Current:** 100 A

**Termination:** Clamps

**Will fit:** 247100, 247101

Cat. No.	Length
242144-16	16 ft (4.9 m)
242144-26	26 ft (8 m)



Cat. No. 242144-16

**DUPLEX TEST LEADS**

**Helical Spring Point Leads**


Handspikes with spring loaded tips that compress and rotate to ensure good contact. Spacing between P and C probe tips is 0.4 in. (10 mm).

**Current:** 10 A

(Maximum current capacity 20 A for C/N EV6111-022, 10 A for longer lead lengths)

**Will fit:** 247100, 247101, DLRO10HD, DLRO10, DLRO10X

Cat. No.	Length
242011-7	7 ft (2 m)
242011-18	18 ft (5.5 m)
242011-30	30 ft (9 m)
EV6111-022	8 ft (2.5 m)
EV6111-023	20 ft (6 m)



Cat. No. 242011-7

**Duplex Hand Spikes**

Duplex hand spikes with spring loaded tips. One probe has LEDs that operate with the DLRO10 for connection indication and live warning. The DLRO10X can indicate test limit pass/fail. Spacing between P and C probe tips is 0.23 in. (6 mm).

**Current:** 10 A

**Will fit:** DLRO10HD, DLRO10, DLRO10X

Cat. No.	Length
EV6111-503	4 ft (1.2 m)
EV6111-517	8 ft (2.5 m)
EV6111-518	4 ft (1.2 m)



Cat. No. EV6111-503 (DH4)


**Helical Hand Spikes with Spring Points and Current Pushbutton Switch**

Hand spikes with a switch and spring-loaded tips that compress and rotate to ensure good contact. Depressing the momentary contact switch will start the current flow. The spacing between P and C probes is 0.4 in. (10 mm).

**Current:** 10 A

**Will fit:** DLRO10, DLRO10X, 247000, 247001, 247002, 247101, 247102

Cat. No.	Length
242009-18	18 ft (5.5 m)



Cat. No. 242009-18


**Heavy Duty Fixed Point Hand Spikes**

Economical, light weight and built for durability. Spikes are not spring loaded. Spacing between C and P probe tips is 0.35 in. (9 mm).

**Current:** 10 A

**Will fit:** DLRO10HD, DLRO10, DLRO10X, 247000, 247001, 247002, 247100, 247101, BT51

Cat. No.	Length
242002-7	7 ft (2 m)
242002-18	18 ft (5.5 m)
242002-30	30 ft (9 m)



Cat. No. 242002-7


**Replaceable Needle Points**

These fine-tipped replaceable points are ideal for smaller parts and surfaces. Both of the P and C points are replaceable and are mounted in easy-to-hold handles.

**Current:** 10 A

**Will fit:** DLRO10HD, DLRO10, DLRO10X, 247000, 247001, 247002

Cat. No.	Length
242003-7	7 ft (2 m)



Cat. No. 242003-7

**Heavy Duty C-Clamps**

Kelvin clamps, current passes through the C-clamp and screw thread, the potential passes through a four-point anvil insulated from the clamp.

**Current:** 100 A

**Clamp Capacity:** 4 in. (10 cm)

**Will fit:** 247100, 247101 DLRO200\*, DLRO600\* (\*only to 100 A)

Cat. No.	Length
242104-2-16	16 ft (5 m)
242104-2-26	26 ft (8 m)



Cat. No. 242104-2-16

**Heavy Duty C-Clamps (continued)**

Kelvin clamps, current passes through the C-clamp and screw thread, the potential passes through a four-point anvil insulated from the clamp.

**Current:** 10 A

**Clamp Capacity:** 2 in. (5 cm)

**Will fit:** DLRO10HD, DLRO10, DLRO10X, 247000, 247001, 247002, 247100, 247101, BT51

Cat. No.	Length
242004-7	7 ft (2 m)
242004-18	18 ft (5.5 m)
242004-30	30 ft (9 m)



Cat. No. 242004-18

**Kelvin Clips**

Kelvin clips, current connection to one jaw, potential connection to other jaw. Easy connection to cables and small wires.

**Current:** 10 A

**Will fit:** DLRO10HD, DLRO10, DLRO10X, 247000, 247001, 247002, 247100, 247101, BT51

Cat. No.	Length	Jaw Capacity
241005-7*	7 ft (2 m)	0.5 in. (1.3 cm)
242005-7**	7 ft (2 m)	0.5 in. (1.3 cm)
242006-7	7 ft (2 m)	1.5 in. (4 cm)
242006-18	18 ft (5.5 m)	1.5 in. (4 cm)
242006-30	30 ft (9 m)	1.5 in. (4 cm)

\*Gold plated

\*\*Silver plated



Cat. No. 241005-7

**High Current Lead Sets**

Lead set consists of pair of flexible high current capacity (600 A cont.) leads, together with a separate pair of lightweight potential leads.

Current leads are fitted with heavy duty spring clamps. Jaw capacity of clamps: 2.4 in. (60 mm)

Potential leads fitted with smaller HD crocodile clips. Jaw capacity of clips: 0.9 in. (22 mm)

**Current:** 600 A

**Termination:** Clamps

**Will fit:** DLRO200, DLRO600

Cat. No.	Length
EV6220-755	16 ft (5 m)
EV6220-756	33 ft (10 m)
EV6220-757	50 ft (15 m)
EV6220-787	16 ft (5 m)



Cat. No. EV6220-755

**Wind Turbine Lightning Protection Test Lead Set**

Specially designed for measuring resistance of lightning protection circuit between wind turbine blade tip to ground.

*(Available through Megger U.S. Authorized Stocking Distributors.)*

**Current:** 10 A

**Will fit:** DLRO10, DLRO10X, BT51

**Cat. No.** 1000-809

**Termination**

Kelvin clip and hook ends on HD cable reel with friction brake

DH2 lead with duplex hand spikes and hook end



Cat. No. 1000-809

**Length**

328 ft (100 m)

16 ft (5 m)

**Ordering Information for Individual Test Leads**

Cat. No.	Type	Termination	Length	Current	DLRO10HD	DLRO10	DLRO10X	247000	247001	247002	247100	247101	DLRO200	DLRO600	BT51
242021-7	Potential	Hand Spikes	7 ft. (2 m)	N/A	■	■	■	■	■	■	■*	■*			■
242021-18	Potential	Hand Spikes	18 ft. (5.5 m)	N/A	■	■	■	■	■	■	■*	■*			■
242021-30	Potential	Hand Spikes	30 ft. (9 m)	N/A	■	■	■	■	■	■	■*	■*			■
242041-7	Current	Terminal Clips	7 ft. (2 m)	10 A	■	■	■	■	■	■	■*	■*			■
242041-18	Current	Terminal Clips	18 ft. (5.5 m)	10 A	■	■	■	■	■	■	■*	■*			■
242041-30	Current	Terminal Clips	30 ft. (9 m)	10 A	■	■	■	■	■	■	■*	■*			■
242144-16	Current	Clamps	16 ft (5 m)	100 A						■	■	■			
242144-26	Current	Clamps	26 ft (8 m)	100 A						■	■	■			

**Ordering Information for Duplex Test Leads**

Cat. No.	Termination	Length	Current	DLRO10HD	DLRO10	DLRO10X	247000	247001	247002	247100	247101	DLRO200	DLRO600	BT51	
242011-7	Helical Hand Spikes with Spring Points	7 ft. (2 m)	10 A	■	■	■	■	■	■	■***	■***				
EV6111-022		8 ft. (2.5 m)	10 A	■	■	■	■	■	■	■***	■***			■	
242011-18		18 ft. (5.5 m)	10 A	■	■	■	■	■	■	■***	■***				
EV6111-023		20 ft. (6 m)	10 A	■	■	■	■	■	■	■	■	■			■
242011-30		30 ft. (9 m)	10 A	■	■	■	■	■	■	■	■	■			
EV6111-503*	Duplex Hand Spikes	4 ft. (1.2 m)	10 A	■	■	■	■	■	■	■	■				
EV6111-517*		8 ft. (2.5 m)	10 A	■	■	■	■	■	■	■	■				
EV6111-518*		4 ft. (1.2 m)	10 A	■	■	■	■	■	■	■	■				
242009-18	Helical Hand Spikes with Spring Points and Current Push-button Switch	18 ft. (5.5 m)	10 A		■	■	■	■	■	■***	■***				
242002-7	Fixed-Point Hand Spikes	7 ft. (2 m)	10 A	■	■	■	■	■	■	■***	■***			■	
242002-18		18 ft. (5.5 m)	10 A	■	■	■	■	■	■	■***	■***			■	
242002-30		30 ft. (9 m)	10 A	■	■	■	■	■	■	■***	■***			■	
242003-7	Replaceable Needle Points	7 ft. (2 m)	10 A	■	■	■	■	■	■	■	■				
242104-2-16	2 in. (5 cm) Heavy-Duty C-Clamps	16 ft. (5 m)	100 A							■	■	■			
242104-2-26		26 ft. (8 m)	100 A							■	■	■			
242004-7		7 ft. (2 m)	10 A	■	■	■	■	■	■	■***	■***			■	
242004-18		18 ft. (5.5 m)	10 A	■	■	■	■	■	■	■***	■***			■	
242004-30		30 ft. (9 m)	10 A	■	■	■	■	■	■	■***	■***			■	
242165S	C-Clamp + Hand Spikes	165+7 ft. (50+2 m)	10 A				■	■	■	■***	■***				
241005-7*	0.5 in. (1.3 cm) Kelvin Clips	7 ft. (2 m)	10 A	■	■	■	■	■	■	■***	■***			■	
242005-7**		7 ft. (2 m)	10 A	■	■	■	■	■	■	■***	■***			■	
242006-7	1.5 in. (4 cm) Kelvin Clips	7 ft. (2 m)	10 A	■	■	■	■	■	■	■***	■***			■	
242006-18		18 ft. (5.5 m)	10 A	■	■	■	■	■	■	■***	■***			■	
242006-30		30 ft. (9 m)	10 A	■	■	■	■	■	■	■***	■***			■	
EV6220-755	Current Leads with HD Clips and Separate Potential Leads with Clips	16 ft. (5 m)	600 A										■	■	
EV6220-756		33 ft. (10 m)	600 A										■	■	
EV6220-757		50 ft. (15 m)	600 A										■	■	
EV6220-787		16 ft. (5 m)	600 A										■	■	
1000-809	Kelvin clip and hook ends on HD cable reel with friction brake	328 ft. (100 m)	10 A		■	■								■	
(See Note)		DH2 leads with duplex hand spikes and hook end	16 ft. (5 m)	10 A		■	■							■	
1001-035	DH7 duplex handspikes	8 ft (2.5 m)	600 V	■											

\* Gold plated

\*\* Silver plated

\*\*\*Can be used with the 10A module

Note: Cat. No. 1000-809 is available through Megger U.S. Authorized Stocking Distributors.