

TORKEL 900-series

Battery Load Unit



- Batteries can be tested in service
- Dynamic discharge technology – full power at all voltages
- Safety in all details, e.g. detection of blocked airflow
- Real time monitoring during test
- Quick report
- Easily expandable for larger battery banks using TXL extra load units
- BVM cell monitor control integrated in the system

DESCRIPTION

The TORKEL™ 900 series is used to perform load/discharge testing which is the only way to determine battery systems actual capacity. Together with the optional cell voltage logger, BVM, connected directly to the TORKEL 900, it becomes a complete, stand-alone, discharge test system.

TORKEL comes in three models, 910, 930 and 950, see table below.

The high discharge capacity of TORKEL gives the opportunity to shorten the test time. Discharging can take place at up to 220 A, and if higher current is needed, two or more TORKEL units or extra load units, TXL, can be linked together. Tests can be conducted at constant current, constant power, constant resistance or in accordance with a pre-selected load profile.

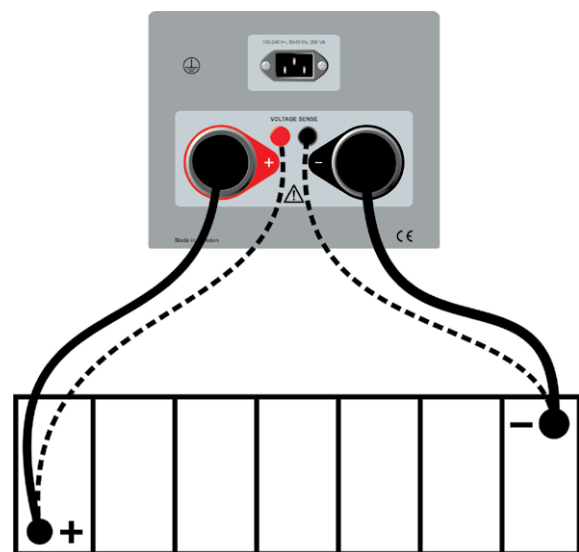
Testing can also be carried out without disconnecting the battery from the equipment it serves. Via a DC clamp-on probe, TORKEL measures the total battery current while regulating it at a constant level. Battery systems can be plus or minus grounded or free floating.

MODEL OVERVIEW

TORKE L	910	930	950
Current (max)	110 A	220 A	220 A
Voltage (max)	300 V	300 V	500 V
BVM functionality	No	Yes	Yes
Charging measurement	No	Yes	Yes
Full report functionality	No	Yes	Yes

APPLICATION EXAMPLE


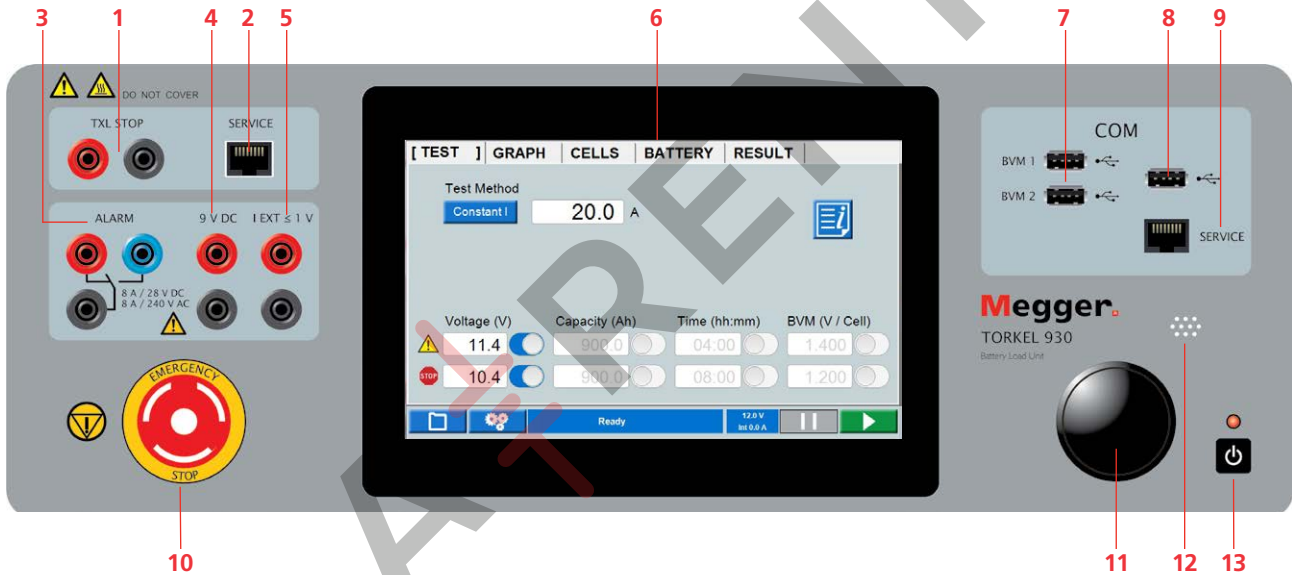
The TORKEL is connected to battery, the current and the voltage alarm levels are set. After starting the discharge, TORKEL keeps the current constant at the preset level. When the voltage drops to a level slightly above the final voltage, TORKEL issues an alarm. If the voltage drops so low that there is a risk for deep discharging the battery, TORKEL shuts down the test. If the power supply is interrupted the test will continue when power is restored. All values are stored in TORKEL and can easily be transferred via an USB-stick to a PC for evaluation and print out.




Separate sensing cables (dashed lines) should be used to get accurate voltage measurements to offset the voltage drop caused by long current cables and/or high current.

FEATURES AND BENEFITS

1. **TXL STOP**
Output used for stop discharging from an external device (e.g. TXL). Galvanically isolated.
2. **SERVICE**
Connector for service purposes only.
3. **ALARM**
Output equipped with a relay contact for triggering an external alarm device.
4. **DC OUT**
9 V output for external current clamp.
5. **I_{EXT} ≤ 1V**
Input used to measure current in an external path by means of a clamp-on probe or a current shunt.
6. **Display**
Touch screen 7"
7. **BVM1, BVM2**
USB connections for BVM units.
8. **USB connection**
For USB memory stick.
9. **Ethernet connection**
For service of the instrument.
10. **EMERGENCY STOP**
Push to stop.
Reset by turning it clockwise
11. **Control knob**
For entering settings etc. Press to confirm a setting.
12. **Buzzer**
For alarms.
13. **ON/OFF switch**



14.  Protective ground (earth) conductor terminal
15. **MAINS**
Connector for mains supply.
16. **+**
Connection terminal (+) for the battery (or other DC source).
17. **VOLTAGE SENSE**
Input for sensing voltage at the battery terminals.
Impedance to the battery current terminals is >1 MΩ.
18. **-**
Connection terminal (-) for the battery (or other DC source).

SPECIFICATIONS TORKEl 900-SERIES

Specifications are valid at nominal input voltage and an ambient temperature of +25°C, (77°F). Specifications are subject to change without notice.

Environment

Application field The instrument is intended for use in high-voltage substations and industrial environments.

Temperature

Operating 0°C to +50°C (32°F to +122°F)
Power derating at temperatures over +35°C (+95°F)

Storage & transport -40°C to +70°C (-40°F to +158°F)

Humidity 5% – 95% RH, non-condensing

Shock/Vibration/Fall

Instrument only ETSI EN 300 019-2-7 class 7M2

Instrument in transport case ISTA 2A

Altitude

Operating 3000 m (10000 ft)

Storage 10000 m (33000 ft)

Encapsulation class IP20

CE-marking

LVD IEC61010-1:2010 & IEC61010-2-030

EMC IEC61326-1

General

Mains voltage 100 – 240 V AC, 50/60 Hz

Power consumption 200 W (max)

Power interruption 40 ms (max)

Protection Thermal cut-outs, Automatic overload protection, Emergency stop button

Dimensions 519x315x375 mm, (20.5" x 12.4" x 14.7")

Weight 19.5 kg (43.0 lbs) instrument
31.9 kg (70.3 lbs) incl. standard transport case
37 kg (82 lbs) incl. large transport case

Display 7" LCD, Capacitive touch screen

Available languages English, French, German, Spanish, Swedish

Measurement section

Current measurement

Display range 0.0 to 2999.0 A

Basic inaccuracy ±(0.5% of reading +0.1 A)

Resolution 0.1 A

Internal current measurement

Range

TORKEl 910 0 to 110 A

TORKEl 930/950 0 to 220 A

Input for clamp-on probe

Range 0 to 1000 mV DC

mV/A-ratio 0.30 mV/A to 100.00 mV/A

Input impedance >1 MΩ

Voltage measurement

Voltage 0 to 500 V DC

Inaccuracy ±(0.5% of reading +0.1 V DC)

Resolution 0.1 V

Sample rate 10 Hz, Values are saved when change is >10mV

Time measurement

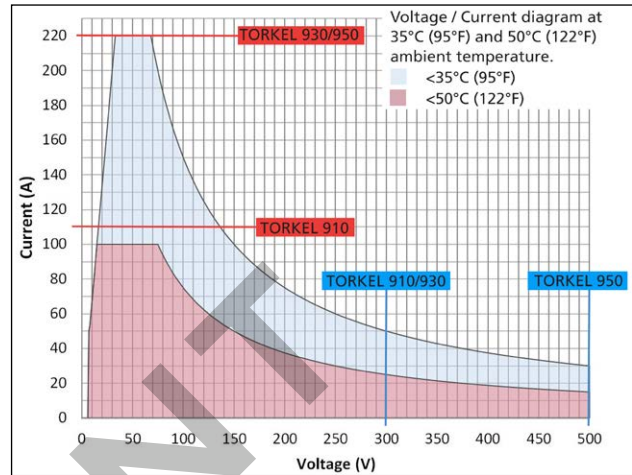
Inaccuracy ±0.1% of reading ±1 digit

Load section

Battery voltage 7.5 V to 300 V¹⁾/500 V²⁾

Power 15 kW (max)

Load patterns Constant current, constant power, constant resistance, current or power profile



Constant I

Range

TORKEl 910 0 to 110.0 A

TORKEl 930/950 0 to 220.0 A

Inaccuracy ±(0.5% +0.2 A)

Resolution 0.1 A

Ripple max 0.5 A peak

Constant R

Range 300 mΩ to 3 kΩ

Inaccuracy ±1% typical

Resolution 100 mΩ

Constant P

Range 0 to 15 kW

Inaccuracy ±1% typical

Resolution 10 W

Inputs

+ 7.5 to 300 V¹⁾ 7.5 to 500 V²⁾

- 0 V

I EXT ≤ 1 V 1 V DC, 300 V DC to ground

VOLTAGE SENSE Impedance to the current terminals is >1 MΩ

Outputs

ALARM

Relay contact 28 V DC, 8 A, 240 V AC, 8 A
Devices higher than Cat II must not be attached


TXL STOP

Relay contact 250 V DC, 0.28 A, 28 V DC, 8 A, 250 V AC, 8 A

9 V DC 9 V DC, ±7% max 100 mA

Communication ports

BVM1 BVM2 USB connection for BVM units

 USB connection for USB memory

SERVICE For service of the instrument

1) TORKEl 910 and 930

2) TORKEl 950

OPTIONAL ACCESSORIES

Extra loads



Four extra loads available:
TXL830, TXL850, TXL870 and
TXL890

SPECIFICATIONS TXL830/850/870/890

Specifications are valid at nominal input voltage and an ambient temperature of +25°C, (77°F). Specifications are subject to change without notice.

Environment

Application field

The instrument is intended for use in high-voltage substations and industrial environments.

Temperature

Operating

0°C to +40°C (32°F to +104°F)

Storage & transport

-40°C to +70°C (-40°F to +158°F)

Humidity

5% – 95% RH, non-condensing

CE-marking

LVD

2006/95/EC

EMC

2004/108/EC

General

Mains voltage

100 – 240 V AC, 50/60 Hz

Power consumption

75 W (max)

Protection

Thermal cut-outs, automatic overload protection

Dimensions

Instrument

210 x 353 x 600 mm (8.3" x 13.9" x 23.6")

Transport case

265 x 460 x 750 mm (10.4" x 18.1" x 29.5")

Weight

13 kg (29 lbs) 21.4 kg (47 lbs) with transport case

Cable sets

for TXL830/850

2 x 3 m (9.8 ft), 70 mm², 270 A, with female plug/clamp. Max. 100 V. 5 kg (11 lbs)

for TXL870/890

2 x 3 m (9.8 ft), 25 mm², 110 A, with female plug/lug. Max. 480 V. 3 kg (6.6 lbs)

Load section

	Voltage (DC) max.	Current max.	Power max.
TXL830	28 V	300 A	8.3 kW
TXL850	56 V	300 A	16.4 kW
TXL870	280 V	112 A	15.8 kW
TXL890	480 V	62 A	15.4 kW

Internal resistance, 3-position selector

	Position 1	Position 2	Position 3
TXL830	0.275 Ω	0.138 Ω	0.092 Ω
TXL850	0.55 Ω	0.275 Ω	0.184 Ω
TXL870	4.95 Ω	2.48 Ω	1.24 Ω
TXL890	14.10 Ω	7.05 Ω	3.52 Ω

Maximal currents, 3-position selector

Position 1

	Current	Voltage	Cells	Cell voltage
TXL830	100 A	27.6 V	12	2.3 V
	78.5 A	21.6 V	12	1.8 V
TXL850	100 A	55.2 V	24	2.3 V
	78.5 A	43.2 V	24	1.8 V
TXL870	50.1 A	248.4 V	108	2.3 V
	39.2 A	194.4 V	108	1.8 V
TXL890	32.3 A	469.2 V	204	2.3 V
	26.0 A	367.2 V	204	1.8 V

Position 2

	Current	Voltage	Cells	Cell voltage
TXL830	200 A	27.6 V	12	2.3 V
	156 A	21.6 V	12	1.8 V
TXL850	200 A	55.2 V	24	2.3 V
	156 A	43.2 V	24	1.8 V
TXL870	50.1 A	124.2 V	54	2.3 V
	39.2 A	97.2 V	54	1.8 V
TXL890	35.2 A	248.4 V	108	2.3 V
	27.8 A	194.4 V	108	1.8 V

Position 3

	Current	Voltage	Cells	Cell voltage
TXL830	300 A	27.6 V	12	2.3 V
	235 A	21.6 V	12	1.8 V
TXL850	300 A	55.2 V	24	2.3 V
	235 A	43.2 V	24	1.8 V
TXL870	100 A	124.2 V	54	2.3 V
	74.8 A	97.2 V	54	1.8 V
TXL890	70.5 A	248.4 V	108	2.3 V
	55.2 A	194.4 V	108	1.8 V

OPTIONAL ACCESSORIES


BVM - Battery Voltage Monitoring



Sensing leads



Clamp-on-probes



Extension cables



INCLUDED ACCESSORIES – TORKEL 910

Cable set

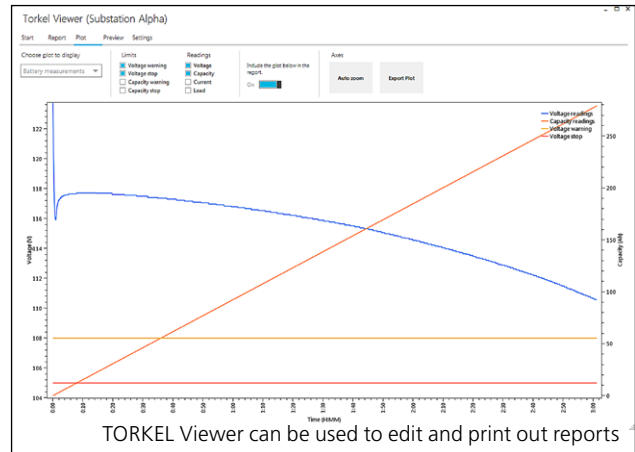


INCLUDED ACCESSORIES – TORKEL 930/950

Cable set



TORKEL Viewer



ORDERING INFORMATION

Item	Art. No.
TORTEL 910	
Incl. transport case Standard ¹⁾ and accessories:	
Mains cable	
Cable set, 2 x 3 m, 25 mm ²	GA-00550
Soft case for cables	GD-00360
	CS-19190
Incl. transport case Large ²⁾ and accessories:	
Mains cable	
Cable set, 2 x 3 m, 25 mm ²	GA-00550
	CS-19191
TORTEL 930	
Incl. transport case Standard ¹⁾ and accessories:	
Mains cable	
Cable set, 2 x 3 m, 70 mm ²	GA-09550
Soft case for cables	GD-00360
TORTEL Viewer	CS-8010X
USB memory stick	HF-10020
	CS-19390
Incl. transport case Large ²⁾ and accessories:	
Mains cable	
Cable set, 2 x 3 m, 70 mm ²	GA-09550
TORTEL Viewer	CS-8010X
USB memory stick	HF-10020
	CS-19391
TORTEL 950	
Incl. transport case Standard ¹⁾ and accessories:	
Mains cable	
Cable set, 2 x 3 m, 70 mm ²	GA-09550
Soft case for cables	GD-00360
TORTEL Viewer	CS-8010X
USB memory stick	HF-10020
	CS-19590
Incl. transport case Large ²⁾ and accessories:	
Mains cable	
Cable set, 2 x 3 m, 70 mm ²	GA-09550
TORTEL Viewer	CS-8010X
USB memory stick	HF-10020
	CS-19591
Optional accessories	
Transport case Large for TORTEL and standard cables	GD-00955
TXL830 Extra load	
Incl. Cable set GA-09550, Control cables 2 x 2 m,	
Transport case	BS-59093
TXL850 Extra load	
Incl. Cable set GA-09550, Control cables 2 x 2 m,	
Transport case	BS-59095
TXL870 Extra load	
Incl. Cable set GA-00550, Control cables 2 x 2 m,	
Transport case	BS-59097
TXL890 Extra load	
Incl. Cable set GA-00550, Control cables 2 x 2 m,	
Transport case	BS-59099

Item	Art. No.
Cable set 2 x 3 m, 25 mm ² , female/clamp. 110 A. 3.0 kg (6.6 lbs)	GA-00550
Extension cable Extension for GA-00550, 2x3m, 25 mm ² , male/female	GA-00552
Cable set, high rating 2 x 3 m, 70 mm ² , female/fork. 270 A. 5.0 kg (11 lbs)	GA-09550
Extension cable, high rating Extension for GA-09550, 2x3m, 70 mm ² , male/female	GA-09552
Sensing lead set For measuring voltage at battery terminals. 2 x 5 m (16.4 ft)	GA-00210
DC clamp-on probe, 200 A To measure current in external circuit	XA-12992
DC clamp-on probe, 1000 A To measure current in external circuit	XA-12990
BVM	
Incl. Dolphin clips, Power & signal connectors, Power supplies, Connection cables and Carrying case	
BVM150 , System of 16 BVM units	CJ-59092
BVM300 , System of 31 BVM units	CJ-59093
BVM600 , System of 61 BVM units	CJ-59096
BVM special 600 V , System of 46 BVM units Incl. Dolphin clips, Power & signal connectors, Opto couplers, Power supplies, Connection cables and Carrying case	CJ-59198
BVM, Single unit Incl. Control cable black RJ45 0.5m (1.6 ft)	CJ-59090

- 1) Transport case **Standard**, GD-00954
Size: 670x400x510 mm, (26.4x15.7x20.1")
- 2) Transport case **Large**, GD-00955, with space for cable set GA-00550
Size: 795x400x510 mm, (31.3x15.7x20.1")



Postal address
Megger Sweden AB
Box 724
SE-182 17 Danderyd
SWEDEN

T. 08 510 195 00
E. seinfo@megger.com

TORTEL900-series_DS_en_V05a
Printed matter:
Art.No. ZI-CS01E ■ Doc. CS033664EE ■ 2017
Subject to change without notice

Registered to ISO 9001 and 14001
The word 'Megger' is a registered trademark